


KNOTWOOD™ CLADDING SYSTEM

PROFILE

KECFTTLM TOP CLIP LARGE



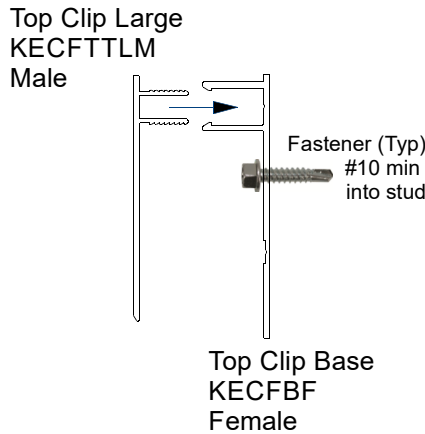
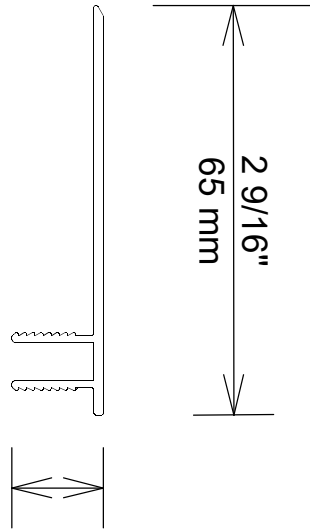
Top Clip Large KECFTTLM (Stock Item)

SPECIFICATIONS

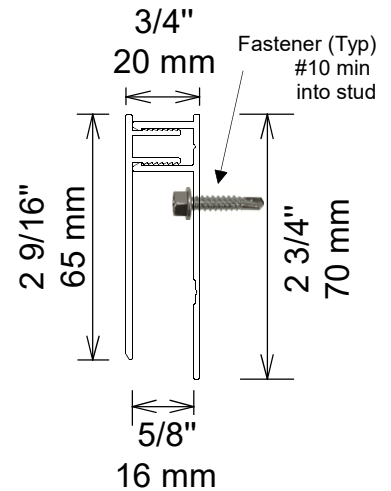
Imperial Size: 2 9/16" x 5/8" x 18'6"
 Metric Size: 65mm x 16mm x 5650mm
 Material Thickness: 1.8mm
 Uses: Edges. around windows, doors
 around any protrusion
 Weight per Piece: 4.60 LBS / 2.09KG
 Weight /Linear Foot: 0.26 LBS / 0.12KG
 Case Quantity: 150 Pieces

FEATURES

18'6" / 5650mm Long
 Replaces " J Channel"
 2 part Assembly-Top/Base
 or Male/Female
 Fastening every 22" or less
 30+ Woodgrain Colors
 70+ Solid and Custom Colors



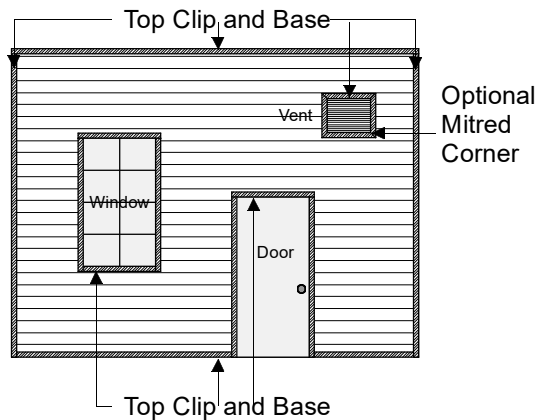
TOP CLIP LARGE AND BASE ASSEMBLY



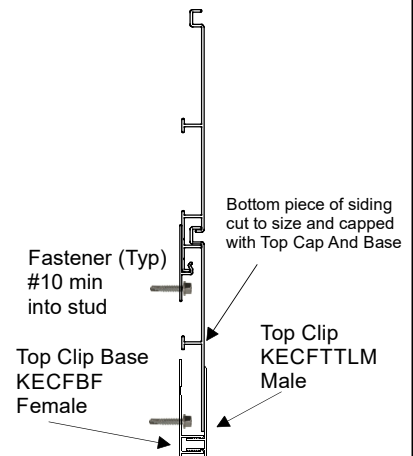
TOP CLIP LARGE AND BASE ASSEMBLED

Top Clip Large - KECFTTLM - Male Piece is always used with the Top Clip Base - KECFBF - Female Piece.

KECFTTLM TOP CLIP LARGE



TOP CLIP LARGE AND BASE APPLICATIONS



TOP DOWN BOTTOM DETAIL