

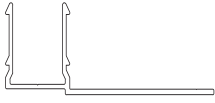






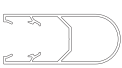




Panel Battens

Configuration Weight Table

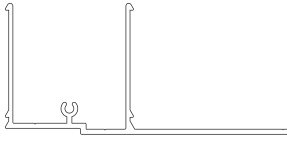
KEBP259M
KEBP2525M
KEBP1359M
KEBP5050M


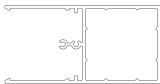
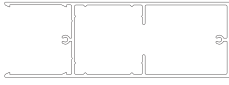
Building Beautiful Forever™

KEBP2525M - Batten Panel - 1 Bracket - 25 x 25mm (M)

Profile		Profile Kg/Lm	Combined Kg/Lm	Max Qty Lm Span	Combined Kg/M ²
KEB2525F		0.367	0.824	20	16.48
KEB3232F		0.530	0.923	20	18.46
KEB4040F		0.755	1.148	20	22.96
KEB3250FD		0.64	1.097	20	21.94
KEB3275FD		0.96	1.417	20	28.34
KEB2550F		0.523	0.980	20	19.60
KEB2575F		0.815	0.980	20	19.60
KEB25100F		1.131	1.588	20	31.76
KEB25150F		1.617	2.074	20	41.48

KEBP5050M - Batten Panel - 1 Bracket - 50mm (M)



Profile		Profile Kg/Lm	Combined Kg/Lm	Max Qty Lm Span	Combined Kg/M ²
KEB5080FA		0.992	1.932	13.3	25.69
KEB5054FD		0.778	1.718	13.3	22.85
KEB5050F-02		0.881	1.821	13.3	24.22
KEB50100F-02		1.656	2.596	13.3	34.53
KEB50150F-02		2.250	3.190	13.3	42.43
KEB50200F-02		3.416	4.356	13.3	57.93

KEBP259M - Batten Panel - 1 Bracket - 25 x 9mm (M)

Profile		Profile Kg/Lm	Combined Kg/Lm	Max Qty Lm Span	Combined Kg/M ²
KEB3214FF		0.239	0.632	15.6	9.86
KEB3214F		0.237	0.630	15.6	9.82
KEB3214D		0.221	0.614	15.6	9.58
KEB2525F		0.367	0.760	15.6	9.82
KEB5025F		0.596	0.989	15.6	15.43
KEB3232F		0.530	0.923	15.6	14.40
KEB4040F		0.755	1.148	15.6	17.90
KEB3250FD		0.64	1.033	15.6	16.11
KEB3275FD		0.96	1.353	15.6	21.11

KEBP1359M - Batten Panel - 3 Bracket - 25mm (M)



Profile		Profile Kg/Lm	Combined Kg/Lm	Max Qty Lm Span	Combined Kg/M ²
KEB3214FF		0.717	1.717	7.4	12.70
KEB3214F		0.711	1.711	7.4	12.66
KEB3214D		0.663	1.663	7.4	12.30
KEB2525F		1.101	2.191	7.4	15.55
KEB3232F		1.590	2.590	7.4	19.17
KEB4040F		2.265	3.265	7.4	24.16
KEB2550F		1.569	2.569	7.4	19
KEB2575F		2.445	3.445	7.4	25.49
KEB25100F		3.393	4.393	7.4	32.51
KEB25150F		4.851	5.851	7.4	43.3
KEB3250FD		1.92	2.92	7.4	21.61
KEB3275FD		2.88	3.88	7.4	28.71